


Octopus

“Ultimate Auto Dialer”



Octopus Ultimate Auto Dialer is a highly efficient and cost effective way to deliver repetitious messages by automatically calling homes or businesses.

Delivers your information, announcements, reminders, warnings, and surveys.

Note: This product is NOT available for consumer telemarketing.

Octopus (with answering machine detection) can simply leave messages or it can interact with the people who have been called by asking them to 1) choose a language to hear the message, 2) leave you a voice mail message, 3) transfer to a live agent, or 4) respond to questions with touchtone.

Advanced scheduling and remote activation are included.

Optional Text-to-Speech is available for automatically personalizing each call.

**Easy to learn! Easy to use! Save huge amounts of time and money!
To operate Octopus, just select which telephone list you want to call, record your message, select when you want to start and stop, then let Octopus go to work calling everyone.**

Octopus can deliver from **2 to 200 telephone calls simultaneously and can automatically call hundreds or many thousands of telephone numbers.**

Turn-Key Octopus Ultimate Auto Dialers Systems start at **\$1,595**

Available for ANALOG Land Lines or VoIP Lines

For complete pricing details, please see “PRICES” in this brochure.

Octopus Ultimate Auto Dialer

For Use By...

Schools * Businesses * Religious Organizations * Unions * Clubs * Utilities
Political Campaigns * Government Agencies * Military * Healthcare
Home Owners' Associations * Professionals * Entrepreneurs

Examples of Uses...

*** IMPORTANT INFORMATION ***

Notifications, Announcements, Surveys




*** REMINDERS ***

Appointments, Deliveries, Meetings, Events



*** NATURAL DISASTER EMERGENCIES ***

Fires, Tornadoes, Hurricanes, Earthquakes, Volcanic Eruptions, Tsunamis, Floods, Epidemics



*** MAN-MADE EMERGENCIES ***

Terrorists Attacks, Bombs, Explosions, Nuclear Disasters, Chemical & Oil Spills,
Biological Warfare, Crime, Snipers, Prison Breaks, Missing Persons, Amber Alerts



Octopus Ultimate Auto Dialer Features

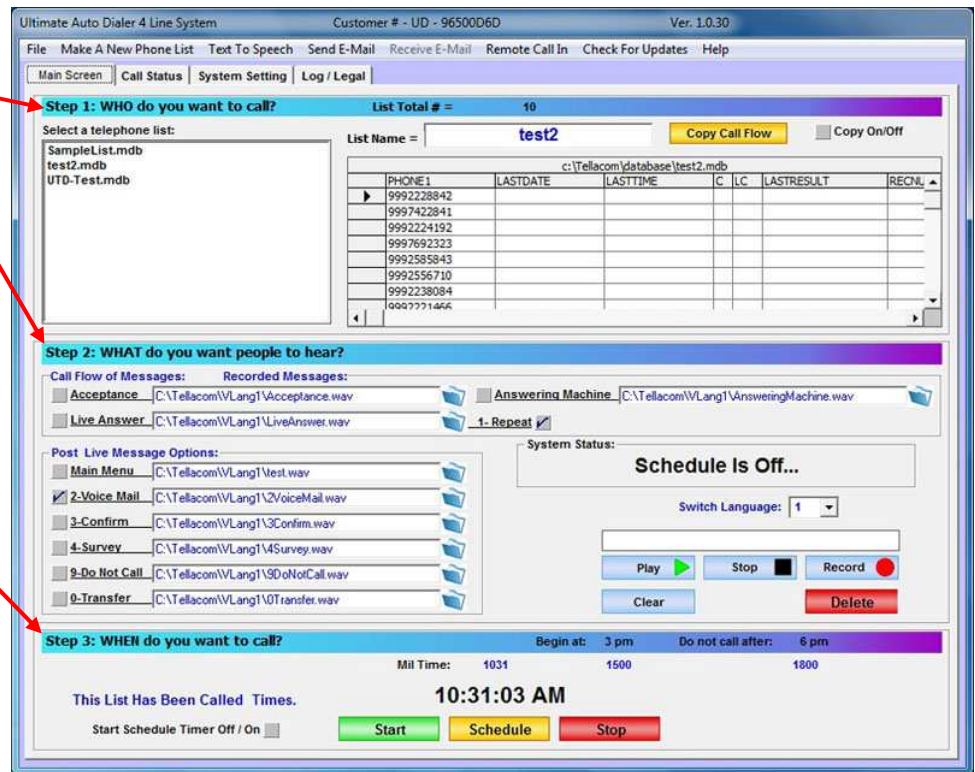
How It Works

There are 3 steps to activate your Auto Dialer:

Step 1: WHO do you want to call? Select the list you want to call.

Step 2: WHAT do you want people to hear? Design the "call flow" that you want to use when a call is answered by a live person or by an answering machine. It may be a simple message or the person called can interact in various ways during the call. (See this brochure for available features.)

Step 3: WHEN do you want to call? Set the timer to start and stop as needed. It automatically starts up the next day if the list is not finished the previous day. It can redial busy signals and no answers. You can also schedule calling to begin at future dates and times.



Once you have activated the Auto Dialer, a telephone number is automatically dialed, then the telephone rings and is answered with these 5 possible scenarios:

- 1: **NO ANSWER:** It hangs up and dials the next number in the list. (The unanswered number can be dialed again later)
- 2: **BUSY SIGNAL:** It hangs up and dials the next number in the list. (The busy number can be dialed again later)
- 3: **FAX TONE or SIT TONE** (disconnected number or operator intercept): It hangs up and dials the next number in the list. (These numbers are marked appropriately and not dialed again)
- 4: **ANSWERING MACHINE or VOICE MAIL:** Your answering machine message is played.
- 5: **LIVE PERSON:** The following is played based on the way you set up your "call flow":
 - A: **Acceptance Menu** (optional)
Touchtone Keys available: 1 through 8 for language options or some other choices.
Example: "Hello, this is Maple Elementary School calling. To hear our message in English, press 1, in Spanish, press 2, or in French, press 3."
 - B: **Main Message** plays to a person who has answered their telephone.
Example: "Due to the snowstorm, school will be closing at noon today. Please arrange to have your child picked up no later than 12:30 today. Thank you."
 - C: **Ending Menu** (optional)
Touchtone Keys available: 1, 2, 3, 0, 9 (see example on next page)

Example: To repeat this message, press 1, to leave us a voice mail message, press 2, to confirm that you received this message, press 3, to speak to someone in our office now, press 0, or to be placed on our Do Not Call list, press 9.”

The call then hangs up and dials the next number in the list.

Recording Your Messages

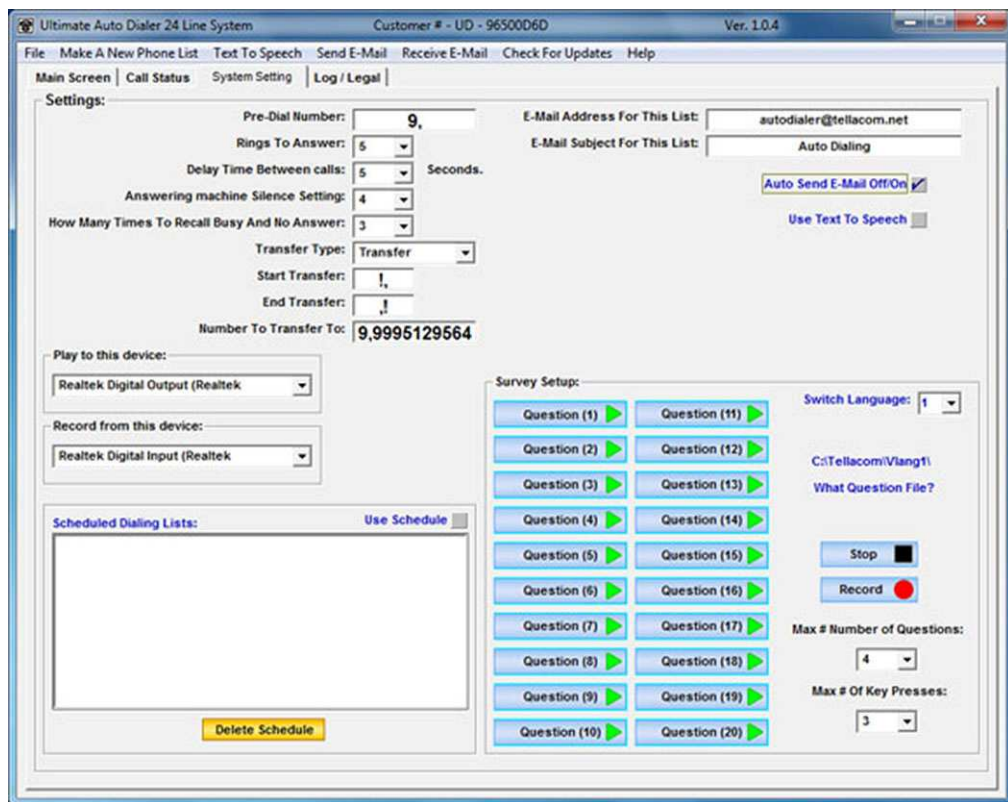
You may record your messages by the included microphone or by other various methods to create “.wav” files. Your recordings may be as long as needed. Recordings are stored on your computer’s hard drive.

Multiple Languages

You may record your messages in up to 8 languages. The person who answers the call may select which language they want to hear.

Surveys

You can create surveys (or questionnaires) with this feature. You can ask up to 20 questions which may be answered by touchtone keys.



Answering Machines vs Live Persons

Your message may be different for an answering machine than for a “live person”. Obviously an answering machine cannot give you a response such as pressing a key or speaking to you. If you wish, the system can disconnect if a “live person” answers and only leave a message if an answering machine answers OR it can leave a message for a “live person” and disconnect if an answering machine answers. If a “live person” answers, you can deliver a message, ask for a voice or touchtone response, or transfer to a live operator.

Live Call Transfers

After a recorded message is played, the person called can press the “0” touchtone key on their telephone to be transferred to an agent to talk “live”. They will hear “Please hold while we transfer your call.” The system then dials one of your staff. You can place only one telephone number in the list to transfer to or you can use many phone numbers.

Ways to transfer calls:

For Analog Lines: Use your own **PBX** system (if it has analog transfer capability) to transfer calls in-house or to outside lines or use **call transfer disconnect** from your telephone company to transfer calls to outside lines.

For VoIP Line: If using ZoomCalls VoIP, live call transfers are built in. If using another brand of VoIP, please inquire with that company if they permit live call transfers.

Telephone Numbers To Dial

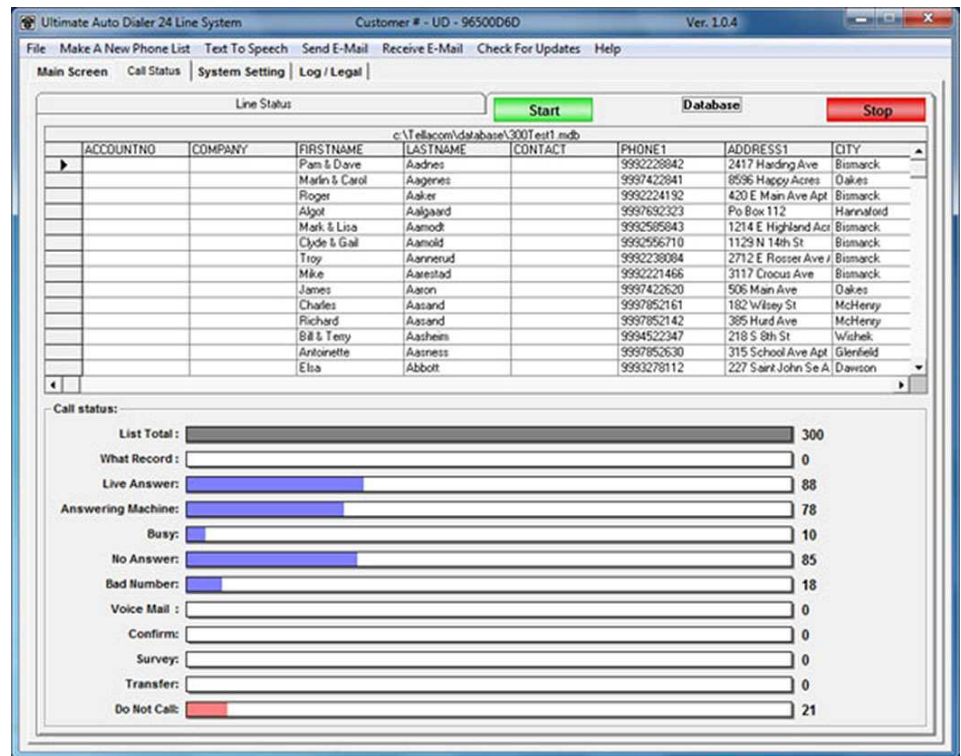
The included **Phone List Manager** allows you to import lists of telephone numbers with names and other data, or you may enter that information directly. The system allows many different lists of phone numbers to reside within the system at the same time. Just click on the list you want to call. In addition, any numbers needing to be dialed (such as a “1” for long distance or “9” for a PBX) before dialing a phone number or after a phone number can be easily specified. You will also have the ability to designate local area codes and prefixes that are not subject to dialing “1” in advance.

“Do Not Call” List Scrubber

The Auto Dialer includes a “Do Not Call Scrubber” for cleaning your telephone lists against government Do Not Call Lists. In addition, you may tell the person called that they may press “9” on their touchtone phone to be added to an in-house DNC list so that their number will not be called again.

Call Status & Results

The **status** and **results** of each call are logged for your records. The system marks telephone numbers that are **busy** or **unanswered** and can retry those numbers as many times as you designate. **Voice responses** from the person called may be listened to using your computer’s speakers or they can be emailed to you. **Touchtone key responses** are stored in your computer, along with the telephone number called.



ACCOUNTNO	COMPANY	FIRSTNAME	LASTNAME	CONTACT	PHONE1	ADDRESS1	CITY
		Pam & Dave	Adnes		9992228842	2417 Harding Ave	Bismack
		Marlin & Carol	Agens		9997422841	8596 Happy Acres	Oakes
		Roger	Aaker		9992224192	420 E Main Ave Apt	Bismack
		Algot	Algaard		9997692323	Po Box 112	Hannalod
		Mark & Lisa	Asmoeb		9992595843	1214 E Highland Avc	Bismack
		Clyde & Gail	Arnold		9992596710	1129 N 14th St	Bismack
		Troy	Arnerud		9992238084	2712 E Rosser Ave	Bismack
		Mike	Arestad		9992221466	3117 Crocus Ave	Bismack
		James	Aaron		9997422620	506 Main Ave	Oakes
		Charles	Asand		9997852161	182 Wiley St	McHenry
		Richard	Asand		9997852142	385 Hurd Ave	McHenry
		Bill & Terry	Aasheim		9994522347	218 S 8th St	Wishak
		Antoinette	Assness		9997852630	315 School Ave Apt	Glenfield
		Elsa	Abbot		9993278112	227 Saint John Se A	Dawson

Scheduling

You will be able to schedule calling “campaigns” in advance. After selecting a list, select a message, then set the timer for now or for a day and time in the future. The Auto Dialer constantly checks to see if any campaigns are scheduled. Whenever the timer indicates that it is time to launch a campaign, it begins making those calls. Once it finishes, it continues checking to see if any more campaigns are scheduled.

Remote Activation

In addition to operating the Auto Dialer at the computer, users can remotely activate calls in 3 ways:

- 1) **Telephone Activation:** Call in and enter a secret pass code, record a message, select the phone list to be dialed, and start the dialing (as long as the system is not dialing through a PBX or outbound only PRI). Note: Telephone lists must be labeled with a 3 digit number to allow selection by touchtone phone.
- 2) **E-mail Activation:** You can send an E-mail to the Auto Dialer to launch calls. In the subject line of the E-mail, enter your pass code, the phone number or list you want to call, and the file name of the message you want people to hear.
- 3) **Internet Activation:** You can operate this system remotely using the internet with a program such as “GoToMyPC” or “CrossLoop”.

Optional Feature: Text-to-Speech

Text-to-Speech plays a personalized message to each of the telephone numbers that are called. Calls that are personalized are more likely to be listened to. This feature allows a pre-recorded voice to read your text and say the appropriate names, words, numbers, etc. as needed from your data bases of information. Note: If using Text-to-Speech, we recommend using Microsoft Windows7 for the best quality sound. We also do not recommend trying to say last names with Text-to-Speech because of difficulty pronouncing non-English last names.

You may listen to your choices of male or female and English or Spanish voices on our web site; <http://www.evs7.com/TTS>. Text-to-Speech "Anna" is \$300. Other voices are available for \$300 plus \$60 per line. (Please note that there are no refunds for Text-to-Speech purchases.)

Below are some examples of calls using Text-to-Speech: (Words that are the same for all calls and are spoken in a normal recording voice are shown in black, while words personalized for each call are in Text-to-Speech and shown in red.)

1st call: "Hello, this is Oakdale Clinic calling. Please press 1 to hear an important appointment reminder. (1 is pressed.) **Betty, you have an appointment with Dr. Smith on Wednesday, July 23rd, at 2 pm.** To repeat this message, press 1, to confirm that you will be here, press 3, or to speak to someone in our office, press 0."

2nd call: "Hello, **Marvin. This is Best Buy calling to confirm the delivery of a television to you today between the hours of 9 am and noon.** To repeat this message, press 1, to confirm your acceptance of this delivery time, press 3, or to speak to someone in our office, press 0."

3rd call: "Hello, this is the City of Dallas Municipal Courts calling for **John. You have unpaid traffic tickets totaling \$510. This amount must be paid in full by August 15, 2010, otherwise we will be forced to issue a warrant for your arrest. Please call 214-670-0109 to find out where and how you can pay these traffic tickets.** To repeat this message, press 1."

How an Auto Dialer Works

When an auto dialer calls a telephone number, it attempts to decipher the sequence of events that occurs. If it hears a busy signal, it will hang up and call the next number in the list. If it rings your designated number of rings without an answer, it will hang up and dial the next number in the list. If it reaches a disconnected number, it may recognize it as such, depending on how that telephone company presents disconnected tones or messages. If a call is answered, it "listens" to determine if a person has answered the phone live or if it has reached an answering machine or voice mail. It determines a live answer as a brief burst of speech, such as "Hello". It then delivers your pre-recorded message for "live" answers. If the speech (or noise) continues beyond a normal live greeting, it identifies that as an answering machine. It then waits until all of the speech (or noise) has stopped, then delivers your "answering machine" message. It then hangs up and calls the next number in the list.

Be aware that there are many ways that a telephone can be answered; therefore, an auto dialer can be confused and not deliver the message at the correct time or not deliver it at all. For example: 1) If a call is answered with "Hello", but in the background there is a lot of talking or music playing or a TV blaring or a dog barking, the auto dialer may "think" it is hearing an answering machine. It will wait until there is silence and then deliver your answering machine message. 2) If it reaches an automated attendant or cell phone that requires a touch tone key to be pressed before speaking to someone or before leaving a message, the auto dialer will not be able to leave a message. There are other scenarios, such as a poor quality phone line, that can cause an auto dialer to not perform optimally.

For legal reasons, this product is not available to telemarketers if calling to sell products or services to consumers (residential) in the USA.



PRICES

Octopus Ultimate Auto Dialer

Choose either Analog Land Lines or VoIP Phone Service: (Leasing is available)

Number of Telephone Lines Dialing Simultaneously	ANALOG		VOIP	
	You supply land line phone service (RJ-11)		Use ZoomCalls VoIP or another brand	
	Choice # 1 New Software USED Voice Board New Mini-Tower PC	Choice # 2 New Software NEW Voice Board New Mini-Tower PC	Choice # 3 * New Software ZoomCalls VoIP New Slim Tower PC	Choice # 4 New Software Other Brand VoIP New Slim Tower PC
2	\$1,595	\$2,195	\$2,195	\$2,695
4	\$1,695	\$2,495	\$2,495	\$2,995
8	\$2,095	\$3,395	\$3,395	\$3,895
12	\$2,495	\$4,195	\$4,195	\$4,695
16	\$2,895	\$4,895	\$4,895	\$5,395
24	\$3,695	\$6,995	\$6,995	\$7,995
48	\$5,995	\$13,295	\$13,295	\$14,295
75	N/A	N/A	\$20,995	\$21,995
100	N/A	N/A	\$26,995	\$27,995
150	N/A	N/A	\$35,995	\$36,995
200	N/A	N/A	\$44,995	\$45,995

Note: If you only need one phone line, check out our Tiger at www.TigerAutoDialer.com

* **Choice 3 using ZoomCalls VoIP:** 5,000 minutes of ZoomCalls VoIP are included in Choice # 3 prices; thereafter customers may purchase Packages of Minutes, starting at \$10. An average answered call will cost about 1 cent (there are no charges for unanswered calls). See prices at: www.ZoomCalls.com

ZoomCalls Server Fee: On Choice 3 systems with 8 or more lines, there is a \$5 per line monthly Server Fee. That fee will be automatically charged to the customer's credit card, unless EVS is notified that the customer will stop using their system. Customers may reactivate their system by paying the monthly fee again.

Computers include all hardware needed except a monitor. If a Rack mountable chassis is needed, add \$500. Each system must be dedicated to Octopus only.

Text-to-Speech Option: All features in this brochure are included with the above prices, except Text-to-Speech which is an additional \$300 per system using the voice of "Anna". Other voices in English and Spanish are available for a one time cost of \$300 plus \$60 per line.

Internet Service: If you choose VoIP phone service, you will need adequate bandwidth; the size will depend on how many lines you will be using. Contact us for details.

Warranty: New Computers = 1 year * Used Voice Boards = 1 year * New Voice Boards = 3 years

What is included:



Octopus Software



Voice Board (for Analog Lines)
or
HMP License (for VoIP Lines)



Custom Computer



Technical Support

Octopus Ultimate Auto Dialer Software:

You choose how many phone lines you need, based on how many calls you need to make in a specified period of time. See the previous PRICES page to select either analog or VoIP lines.

Note: Most customers get about one call per minute per line (assuming your message is about 30 seconds) which translates to about 60 calls per hour per line.

Voice Board or HMP License:

If you choose to use analog telephone lines (see below), we will install your choice of either used or new Dialogic board(s) in a custom computer (see below). Your analog telephone lines will plug into the RJ-11 phone jacks on the Dialogic board(s).

If you choose to use VoIP (voice over internet protocol) phone service, we will install an HMP (host media processing) license in a custom computer. If you use our ZoomCalls VoIP phone service, we will install the necessary IP information needed so that it will work as soon as you connect your internet service. If you use another brand of VoIP phone service, you will need to get the User Name, Password, Outbound Proxy & Port, and SIP Proxy from your VoIP company.

Custom Computer:

A computer is custom built for each order. The Octopus software will be installed along with either Dialogic voice board(s) or an HMP license. Computers will have Windows 7 Operating System and will include a keyboard, mouse, speakers, and a microphone. You will need to supply a monitor. Each system must be dedicated to Octopus only (customer may install Microsoft Office products if needed). If using VoIP phone service, the custom computer will include AVG Anti-Virus software.

Technical Support:

Your first year of Technical Support is included in the original price. After the first year, the Annual Support Fees are as follows: \$250 for Choices 1, 2, and 3 or \$500 for Choice 4.

For details, see "Conditions & Return Policy" on the last page of this brochure.

Telephone & Internet Service Requirements

You will need to use the following telephone services with your auto dialer:

For ANALOG (RJ-11 jack) telephone lines: Business or residential service, maximum of 48 lines.

...or...

VoIP (Voice over Internet Protocol): Use either ZoomCalls VoIP (owned by Electronic Voice Services, Inc.) or use another brand. You will need adequate broadband internet service of at least 90 kbps per line. Contact EVS for details.

Note: Many VoIP brands do NOT allow auto dialers (Examples: magicJack and Vonage).