



# TIGER Auto Dialer

## One Line VoIP System

Automatically delivers about 60 calls per hour

(Need more lines? Our Octopus works with 2 to 200 lines.)

**Automatically calls with information, announcements, reminders, or warnings.**

TIGER is a highly efficient and cost effective way to quickly deliver repetitious messages by automatically calling homes or businesses. TIGER Auto Dialer uses one VoIP phone line (which we provide) to make calls.

Tiger can leave messages to calls answered by answering machines or voicemail ...and...

If a call is answered live, it can simply leave a message or it can interact with the person who answered the call. That person may Press 1 to Repeat the Message, Press 3 to Confirm the Call, Press 0 to Transfer to Speak to Someone Live, or Press 9 Not To Be Called Again.

Optional Text-to-Speech is available for automatically personalizing each call.

To operate TIGER, just select which phone list you want to call, record your message, select when you want to call, then walk away and let TIGER go to work calling everyone.

**Note: This product is NOT available for consumer telemarketing.**

To operate TIGER Auto Dialer, you will need:

- 1) Desktop or Laptop PC with Windows XP, Vista, or 7
- 2) PC Microphone or Headset to record your messages
- 3) Wired Broadband Internet Connection (not wireless)
- 4) ZoomCalls VoIP Phone Service (a phone line is NOT needed)

### One Time Price:

Standard TIGER: **\$299** or Deluxe TIGER with Text-to-Speech: **\$399**

Price includes 5,000 minutes (up to 10,000 calls) of local and/or long distance calls into the USA or Canada using ZoomCalls VoIP Phone Service

Additional answered calls cost about 1 cent each. See ZoomCalls web site: [www.ZoomCalls.com](http://www.ZoomCalls.com)

# TIGER Auto Dialer

## For Use By...

Religious Organizations \* Schools \* Clubs \* Teams \* Unions \* Utilities  
Businesses \* Political Campaigns \* Government Agencies \* Military \* Healthcare  
Home Owners' Associations \* Collections \* Professionals \* Entrepreneurs

## Examples of Uses...

### \*\*\* IMPORTANT INFORMATION \*\*\*

Notifications & Announcements




### \*\*\* REMINDERS \*\*\*

Appointments, Deliveries, Meetings, Events



### \*\*\* NATURAL DISASTER EMERGENCIES \*\*\*

Fires, Tornadoes, Hurricanes, Earthquakes, Volcanic Eruptions, Tsunamis, Floods, Epidemics



### \*\*\* MAN-MADE EMERGENCIES \*\*\*

Terrorists Attacks, Bombs, Explosions, Nuclear Disasters, Chemical & Oil Spills,  
Biological Warfare, Crime, Snipers, Prison Breaks, Missing Persons, Amber Alerts



# TIGER Auto Dialer Features

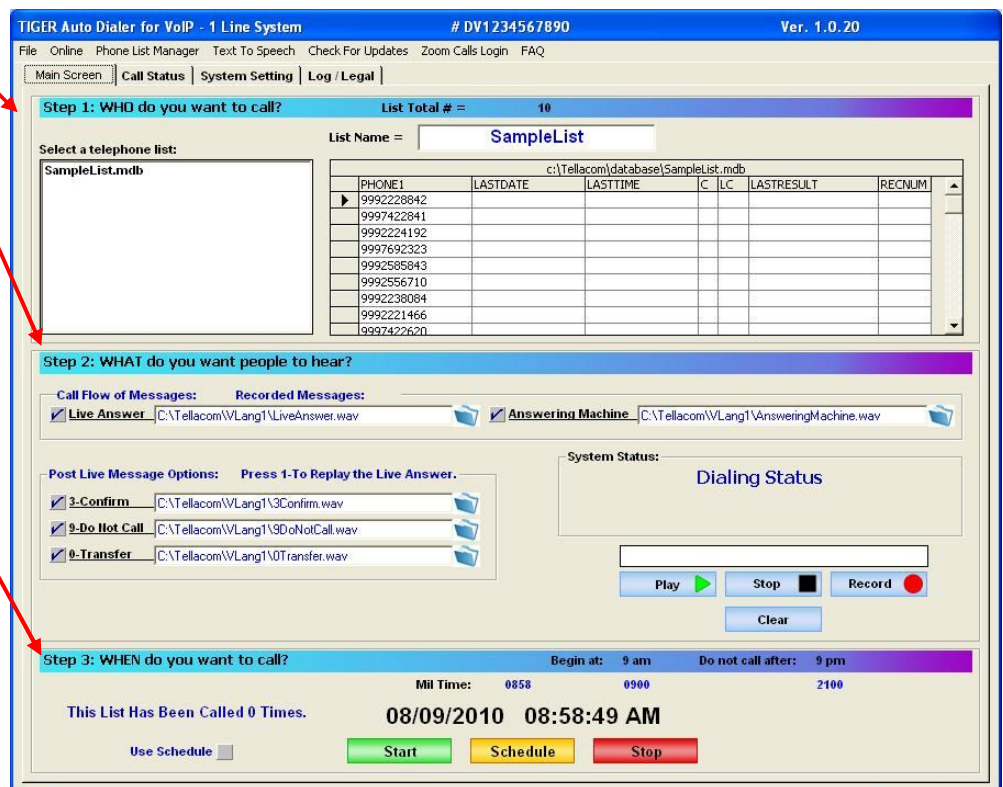
## How It Works

There are 3 steps to activate your Auto Dialer:

**Step 1: WHO do you want to call?** Select the list you want to call.

**Step 2: WHAT do you want people to hear?** Design the “call flow” that you want to use when a call is answered by a live person or by an answering machine. It may be a simple message or the person called can interact in various ways during the call. (See this brochure for available features.)

**Step 3: WHEN do you want to call?** Set the timer to start and stop as needed. It automatically starts up the next day if the list is not finished the previous day. It can redial busy signals and no answers. You can also schedule calling to begin at future dates and times.



## When A Call Is Made

Once you have activated the Auto Dialer, a telephone number is automatically dialed, then the telephone rings and is answered with these 5 possible scenarios:

- 1: NO ANSWER:** It hangs up and dials the next number in the list. (The unanswered number can be dialed again later)
- 2: BUSY SIGNAL:** It hangs up and dials the next number in the list. (The busy number can be dialed again later)
- 3: FAX TONE or SIT TONE** (operator intercept): It hangs up and dials the next number on the list. (These numbers are marked appropriately and not dialed again)
- 4: ANSWERING MACHINE or VOICE MAIL:** Your answering machine message is played.
- 5: LIVE PERSON:** When a live person answers the call, your live message will play. In that message, if you choose to do so, you can include some or all of the following choices for the person: “To repeat this message, press 1”, “To confirm that you received this message, press 3”, “To speak to someone in our office now, press 0”, or “To be placed on our Do Not Call list, press 9.”

The call then hangs up and dials the next number in the list.

## Caller ID

You can change your Caller ID to display any 10-digit phone number you wish, whenever needed.



## Recording Your Messages

You may record your messages by microphone or by other various methods to create “.wav” files. Your recordings may be as long as needed. Your recordings are stored on your computer’s hard drive.

## Answering Machines vs Live Persons

If a “live person” answers, you can deliver a message, ask for a touchtone response, or transfer to a live operator. Your message may be different for an answering machine than for a “live person”. (Obviously an answering machine cannot give you a response such as pressing a key or speaking to you.) If you wish, the system can disconnect if a “live person” answers and only leave a message if an answering machine answers OR it can leave a message for a “live person” and disconnect if an answering machine answers.

## Live Call Transfers

After a recorded message is played, the person called can press the “0” touchtone key on their telephone to be transferred to an agent to talk “live”. The system then dials any telephone number that you have designated.

## Telephone Numbers To Dial

The included **Phone List Manager** allows you to import lists of telephone numbers with names and other data, or you may enter that information directly. The system allows many different lists of phone numbers to reside within the system at the same time. Just click on the list you want to call.

## “Do Not Call” List Scrubber

The Auto Dialer includes a “Do Not Call Scrubber” for cleaning your telephone lists against government Do Not Call Lists. In addition, you may tell the person called that they may press “9” on their touchtone phone to be added to an in-house DNC list so that their number will not be called again.

## Scheduling

You will be able to schedule calling “campaigns” in advance. After selecting a list, select a message, then set the timer for now or for a day and time in the future. The Auto Dialer constantly checks to see if any campaigns are scheduled. Whenever the timer indicates that it is time to launch a campaign, it begins making those calls. Once it finishes, it continues checking to see if any more campaigns are scheduled.

## Remote Activation

In addition to operating the Auto Dialer at your computer, users can remotely activate calls by **Internet Activation** using a program such as “**GoToMyPC**” or “**CrossLoop**”.

## Optional Text-to-Speech

Our **Standard** TIGER Auto Dialer is \$199, while our **Deluxe** TIGER Auto Dialer is \$299. For that extra \$100 you get **Text-to-Speech**. We include your choice of one Text-to-Speech voice. Additional voices in English or Spanish are \$75 each. You may listen to your choices of male or female and English or Spanish voices on our web site: <http://www.evs7.com/TTS>. (Please note that there are no refunds for Text-to-Speech purchases.)

**Text-to-Speech** plays a personalized message to each of the telephone numbers that are called. Calls that are personalized are more likely to be listened to. This feature allows a pre-recorded voice to read your text and say the appropriate names, words, numbers, etc. as needed from your data bases of information. Note: If using Text-to-Speech, we recommend using Microsoft Windows7 for the best quality sound. We also do not recommend trying to say last names with Text-to-Speech because of difficulty pronouncing non-English last names.

Below are some examples of calls using **Text-to-Speech**.

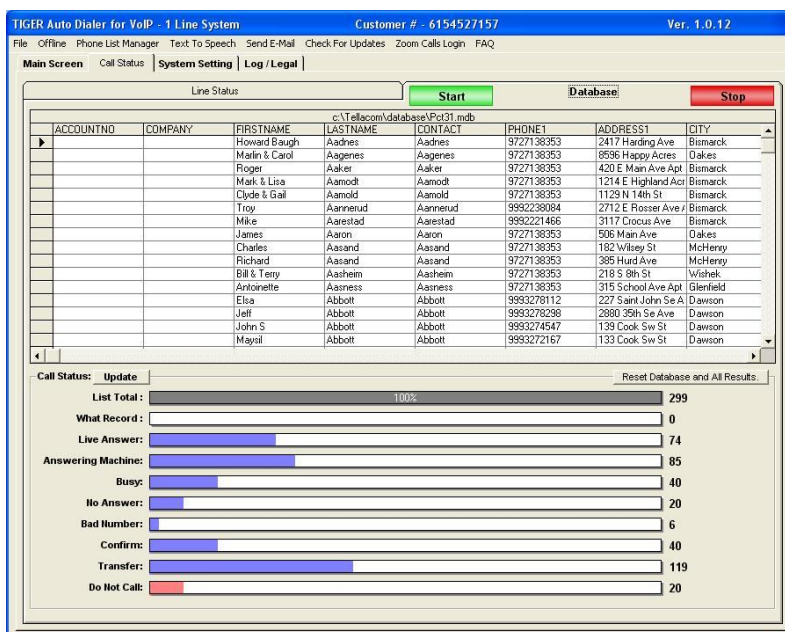
**1<sup>st</sup> call:** “Hello, Betty, this is Oakdale Clinic calling with an important appointment reminder. You have an appointment with Dr. Smith on Wednesday, July 23<sup>rd</sup>, at 2 pm. To repeat this message, press 1, to confirm that you will be here, press 3, or to speak to someone in our office now, press 0.”

**2<sup>nd</sup> call:** “Hello, Marvin. This is Best Buy calling to confirm the delivery of a television to you today between the hours of 9 am and noon. To repeat this message, press 1, to confirm your acceptance of this delivery time, press 3, or to speak to someone in our office, press 0.”

**3<sup>rd</sup> call:** “Hello, this is the City of Dallas Municipal Courts calling for John. You have unpaid traffic tickets totaling \$510. This amount must be paid in full by August 15, 2010, otherwise we will be forced to issue a warrant for your arrest. Please call 214-670-0109 to find out where and how you can pay these traffic tickets. To repeat this message, press 1.

## Call Status & Results

The **status** and **results** of each call are logged for your records. The system marks telephone numbers that are **busy** or **unanswered** and can retry those numbers as many times as you designate. **Touchtone key responses** are stored in your computer, along with the telephone number called.



## How an Auto Dialer Works

When an auto dialer calls a telephone number, it attempts to decipher the sequence of events that occurs. If it hears a busy signal, it will hang up and call the next number in the list. If it rings your designated number of rings without an answer, it will hang up and dial the next number in the list. If it reaches a disconnected number, it may recognize it as such, depending on how that telephone company presents disconnected tones or messages. If a call is answered, it “listens” to determine if a person has answered the phone live or if it has reached an answering machine or voice mail. It determines a live answer as a brief burst of speech, such as “Hello”. It then delivers your pre-recorded message for “live” answers. If the speech (or noise) continues beyond a normal live greeting, it identifies that as an answering machine. It then waits until all of the speech (or noise) has stopped, then delivers your “answering machine” message. It then hangs up and calls the next number in the list.

Be aware that there are many ways that a telephone can be answered; therefore, an auto dialer can be confused and not deliver the message at the correct time or not deliver it at all. For example: 1) If a call is answered with “Hello”, but in the background there is a lot of talking or music playing or a TV blaring or a dog barking, the auto dialer may “think” it is hearing an answering machine. It will wait until there is silence and then deliver your answering machine message. 2) If it reaches an automated attendant or cell phone that requires a touch tone key to be pressed before speaking to someone or before leaving a message, the auto dialer will not be able to leave a message. There are other scenarios, such as a poor quality phone line, that can cause an auto dialer to not perform optimally.

## Requirements To Use TIGER Auto Dialer

To operate TIGER Auto Dialer, you will need:

- 1) Desktop or Laptop PC with Windows XP, Vista, or 7 with a sound card (no Apples, tablets, or netbooks)  
(If using Text-to-Speech, we suggest using Windows7 for best quality sound.)
- 2) USB or PC Microphone or Headset to make your recordings
- 3) Wired Broadband Internet Connection (not wireless)
- 4) You will NOT need a telephone line but you will need ZoomCalls VoIP Phone Service (Note: Your first 5,000 minutes (up to 10,000 answered calls) are included with your initial purchase. For prices thereafter, see below.

**Important:** The PC must be dedicated only to the TIGER when it is making calls so as not to interfere with call quality and results.

Buyers/Users are responsible for providing a broadband internet connection with adequate up and download speeds. VoIP does not perform well when making calls when there are internet connection interferences such as file uploading and downloading, surfing the internet, or other intense uses of the bandwidth. Some anti-virus software may block or degrade your VoIP service. If using a cable internet connection, we recommend using a Quality of Service (QOS) modem if your bandwidth is inadequate for high quality sound. A wireless internet connection is NOT adequate.

## ZoomCalls VoIP Phone Service

Your first 5,000 minutes (up to 10,000 answered calls) are included with your initial purchase.

Below are the prices after your first 5,000 minutes are used:

The average cost is usually about 1 cent per answered call.

(Actual cost depends on length of message, number of answering machines, number of hang-ups, etc.)

There is no expiration date on packages of minutes.

Only answered (connected) calls are charged against your minutes.

Busy signals, disconnected numbers, and unanswered calls are NOT charged.

Package	Price	Minutes	Number of Answered Calls
# 1	\$10	500	Up to 1,000
# 2	\$19	1,000	Up to 2,000
# 3	\$36	2,000	Up to 4,000
# 4	\$85	5,000	Up to 10,000
# 5	\$160	10,000	Up to 20,000
# 6	\$375	25,000	Up to 50,000

For details, visit: [www.ZoomCalls.com](http://www.ZoomCalls.com)

Due to USA Federal and State laws, Auto Dialers may not be used by telemarketers (unless exempt) if calling to sell products or services to consumers (residential) in the USA.